

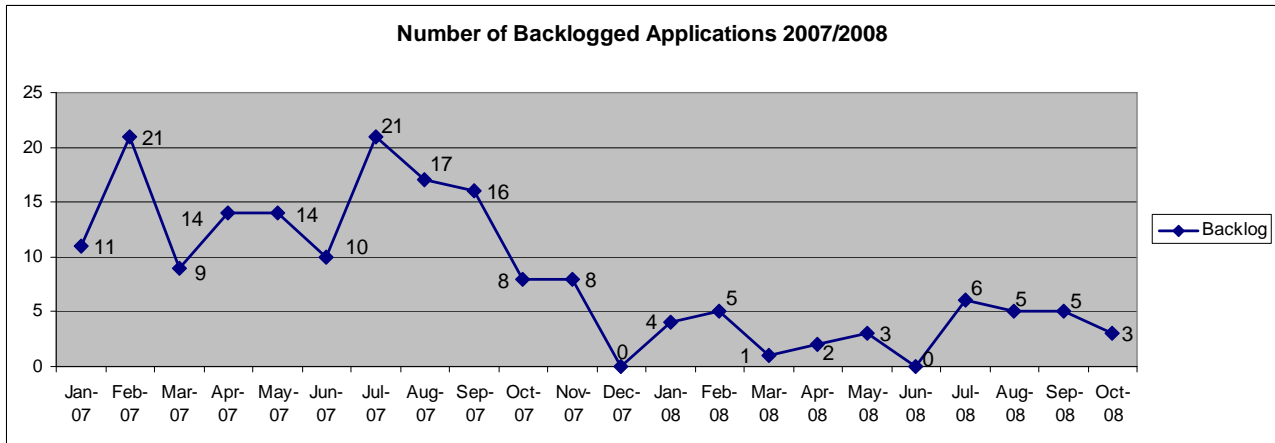


Project Fast Forward

SCORECARD REPORT FOR RESOURCE MANAGEMENT

OCTOBER 31, 2008

Backlog Monitoring Report for Resource Management



Details

Supervisory Comments: When combined, the Resource Management on-time reviews plus their less-than-a-week-late reviews equal **93.90%**. Resource Management is at about 86% of last year's application submittals, and we are down 2 full time biologists.

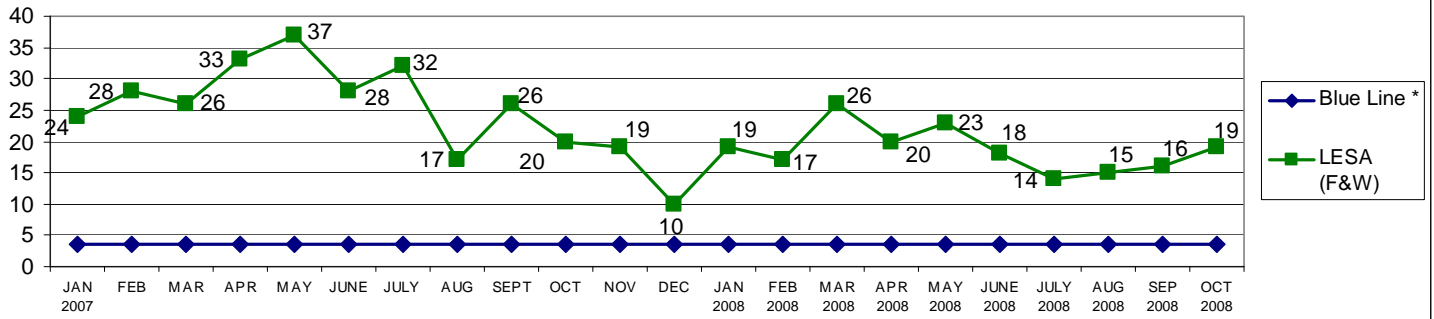
Efficiency Calculation:

- 82 Applications due in October
- 63 Applications on time
- 19 Applications late (3 of which are Backlog)
- 76.82% Efficiency**

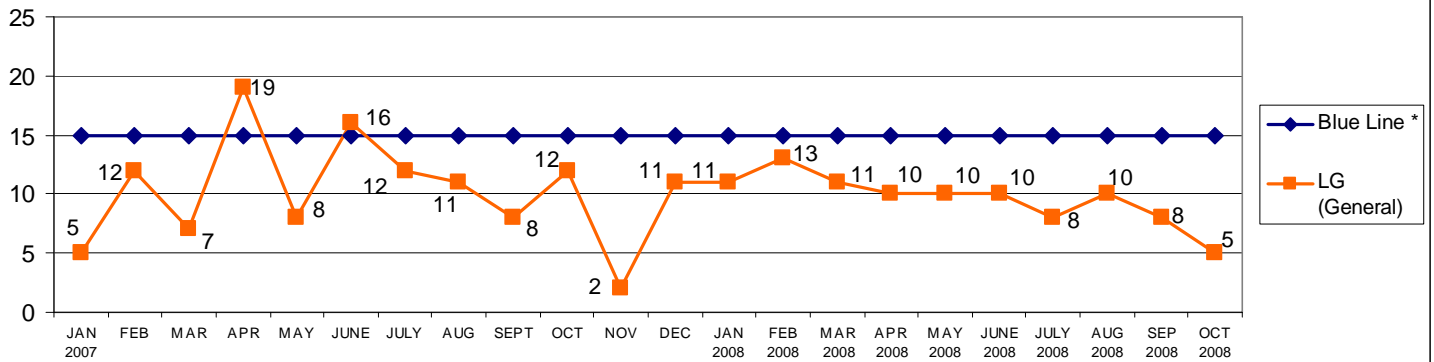
CATEGORIES		BACKLOG REPORT AS OF:											
		1/31/08	2/28/08	3/31/08	4/30/08	5/31/08	6/30/08	7/31/08	8/31/08	9/30/08	10/31/08	11/30/08	12/31/08
Backlogged Applications (number of applications with late reviews)	Appl. Review	4	5	1	2	3	0	6	5	5	3		
	Monitoring Rpts.							0	0	0	0		
	Forest Practice							0	0	0	0		
	Total Backlog	4	5	1	2	3	0	6	5	5	3		
Activity For Prior Month													
Number of Monitoring Reviews by Third Party		3	0	0	0	0	0	0	0	0	0		
Dollars Expended for Third Party*		\$2,663	0	0	0	0	0	0	0	0	0		
Number of Reviews by Other Means (assistance from other departments or sections)		0	0	0	0	0	0	0	0	0	0		
Dollars Expended for Other Means*		0	0	0	0	0	0	0	0	0	0		
Number of Backlog Reviews by Staff # of Reviewers 5 Biologists (performed during regular work day)		0	4	5	1	2	2	0	6	5	4		
Number of Non-Contract Overtime Reviews by Staff		0	0	0	0	0	0	0	0	0	0		
Number of Reviews by Extra Hire # of Reviewers N/A (performed during regular work day)		0	0	0	0	0	0	0	0	0	0		
Dollars Expended for Extra Hire*		0	0	0	0	0	0	0	0	0	0		
Notes: * Using Council Allocation													
Expedited Reviews													
Number Done Overtime Contract		4	1	1	2	0	0	2	3	2	1		

Scorecard 10-31-08.doc

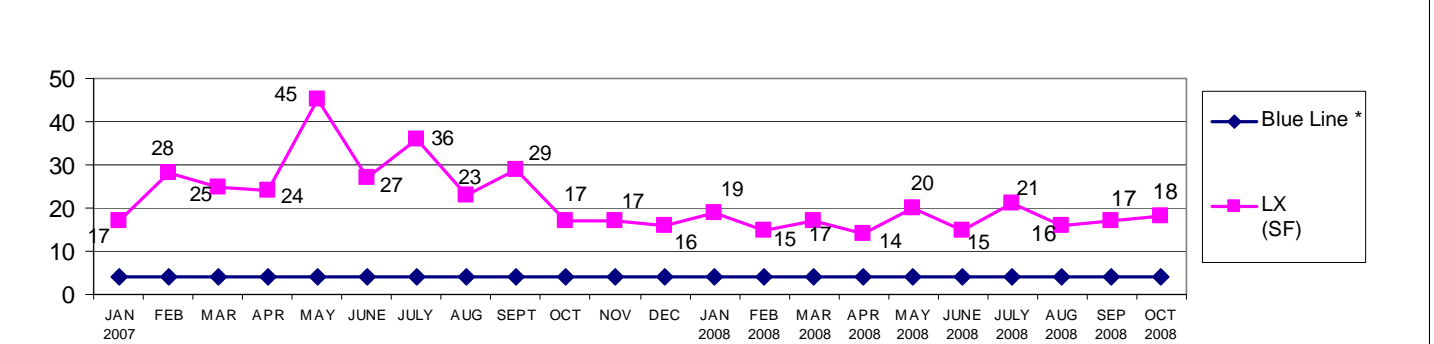
Fish and Wildlife Applications



General Applications

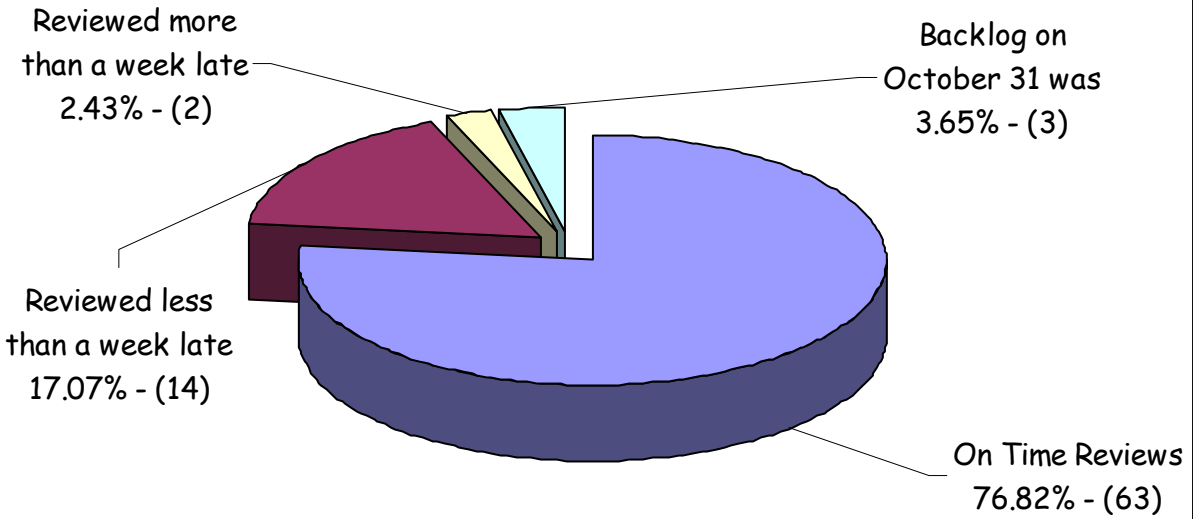


Single-Family Applications



* Blue Line = Number of applications that staff can process within review timelines (i.e. not go into backlog).

Resource Mgt Performance Review October 2008



Resource Management - October 2008			
	Due	On Time	Late
60 Days	34	32	2
30 Days	25	19	6
14 Days	23	12	11
Total	82	63	19

Efficiency Calculations - Resource Mgt. / March 2007 - October 2008

