

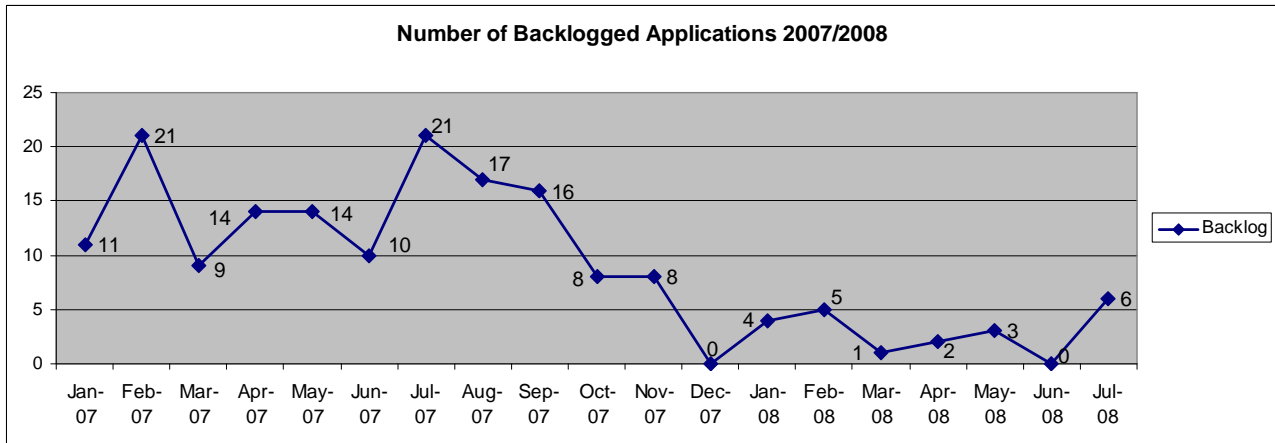


Project Fast Forward

SCORECARD REPORT FOR RESOURCE MANAGEMENT

JULY 31, 2008

Backlog Monitoring Report for Resource Management



Details

Supervisory Comments: When combined, the Resource Management on-time reviews plus their less-than-a-week-late reviews equals **88.17%**.

Vacation & Sick Leave: Our efficiency declined during the month of July due to vacation time taken, which totalled approximately 30 days.

Overtime: The biologists used zero hours of overtime in the month of July for backlog.

Efficiency Calculation:

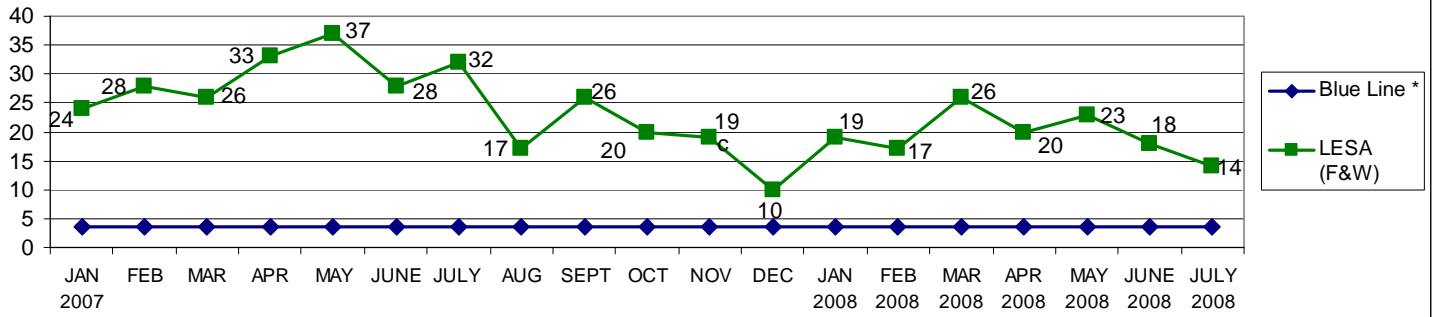
- 93 Applications due in July
- 72 Applications on time
- 21 Applications late (6 are Backlog)

77.41% Efficiency

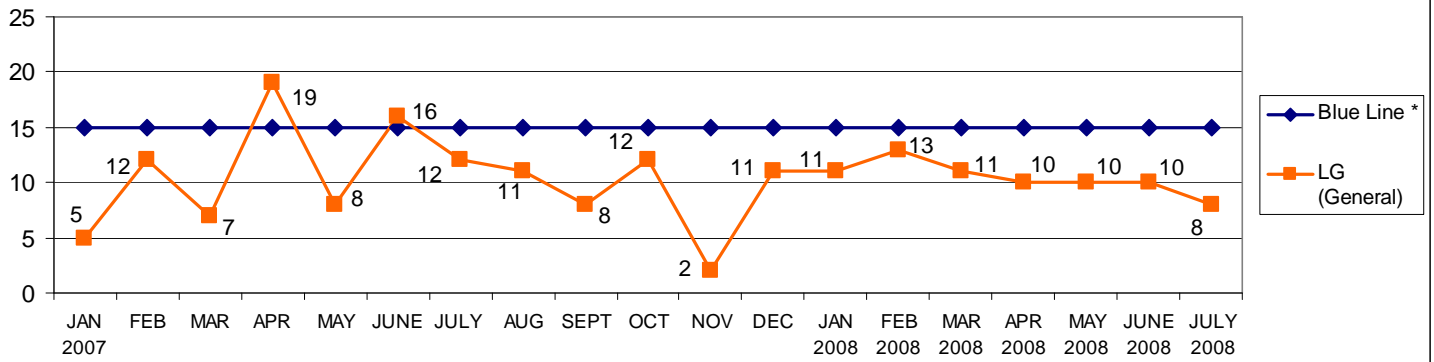
CATEGORIES		BACKLOG REPORT AS OF:											
		1/31/08	2/28/08	3/31/08	4/30/08	5/31/08	6/30/08	7/31/08	8/31/08	9/30/08	10/31/08	11/30/08	12/31/08
Backlogged Applications (number of applications with late reviews)	Appl. Review	4	5	1	2	3	0	6					
	Monitoring Rpts.							0					
	Forest Practice							0					
	Total Backlog	4	5	1	2	3	0	6					
Activity For Prior Month													
Number of Monitoring Reviews by Third Party		3	0	0	0	0	0	0					
Dollars Expended for Third Party*		\$2,663	0	0	0	0	0	0					
Number of Reviews by Other Means (assistance from other departments or sections)		0	0	0	0	0	0	0					
Dollars Expended for Other Means*		0	0	0	0	0	0	0					
Number of Backlog Reviews by Staff # of Reviewers 7.5 Biol, 2 FP (performed during regular work day)		0	4	5	1	2	2	0					
Number of Non-Contract Overtime Reviews by Staff		0	0	0	0	0	0						
Number of Reviews by Extra Hire # of Reviewers N/A (performed during regular work day)		0	0	0	0	0	0						
Dollars Expended for Extra Hire*		0	0	0	0	0	0						
Notes: * Using Council Allocation													
Expedited Reviews													
Number Done Overtime Contract		4	1	1	2	0	0	2					

Scorecard 7-31-08.doc

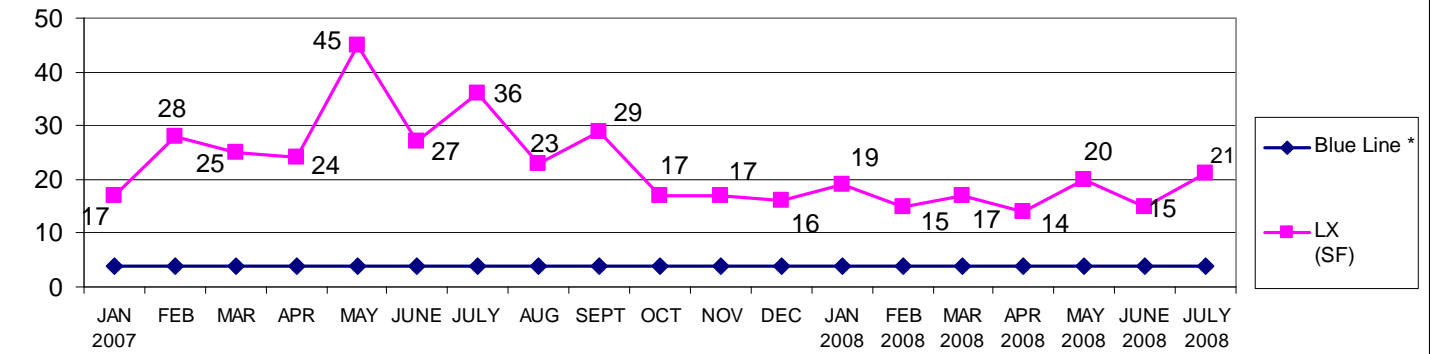
Fish and Wildlife Applications



General Applications

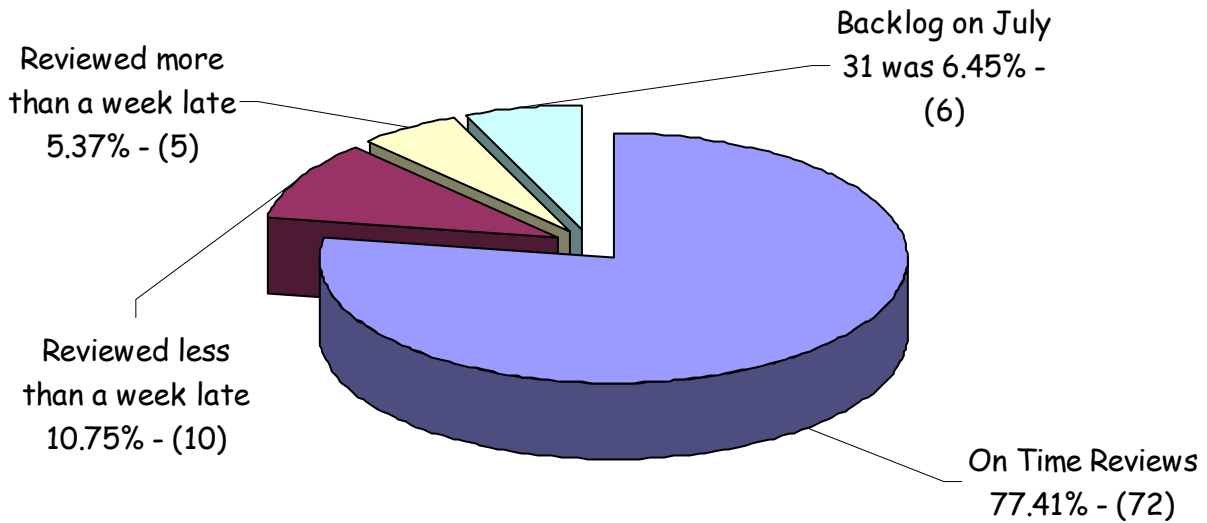


Single-Family Applications



* Blue Line = Number of applications that staff can process within review timelines (i.e. not go into backlog).

Resource Mgt Performance Review July 2008



Resource Management - July 2008			
	Due	On Time	Late
60 Days	41	29	12
30 Days	38	35	3
14 Days	14	8	6
Total	93	72	21

Efficiency Calculations - Resource Mgt. / March 2007 - July 2008

