

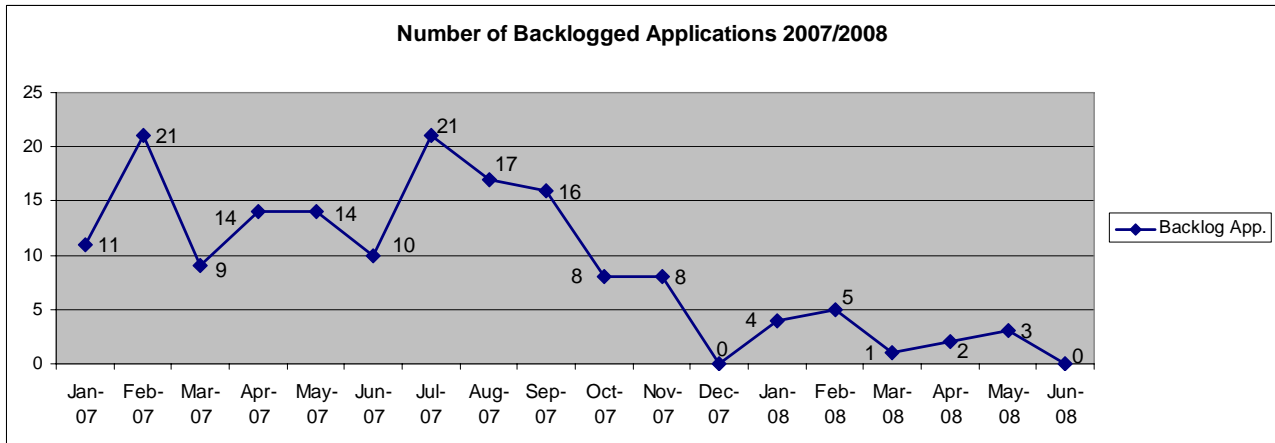


# Project Fast Forward

SCORECARD REPORT FOR RESOURCE MANAGEMENT

JUNE 30, 2008

## Backlog Monitoring Report for Resource Management



### Details

**Supervisory Comments:** When combined, the Resource Management on-time reviews plus their less-than-a-week-late reviews equals **98.91%**.

**Overtime:** The biologists used zero hours of overtime in the month of June for backlog.

**Efficiency Calculation:**

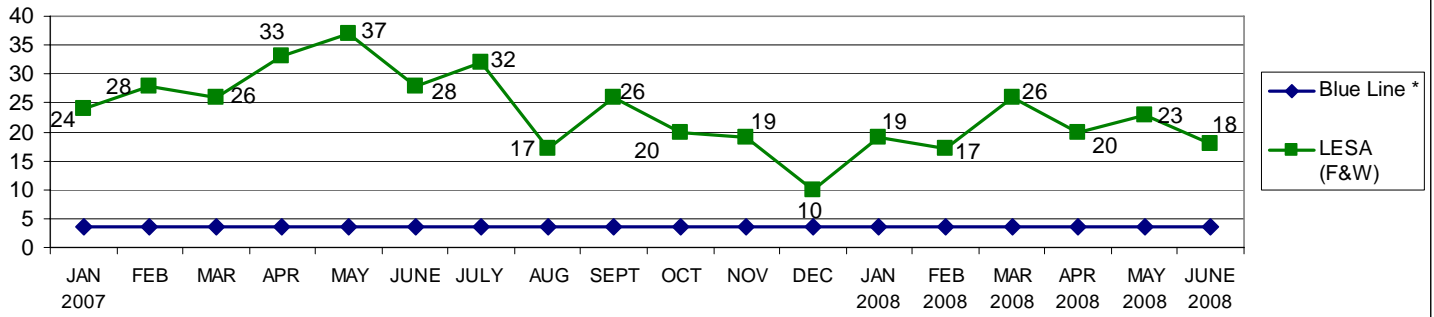
- 92 Applications due in June
- 80 Applications on time
- 12 Applications late (0 are Backlog)

**86.95% Efficiency**

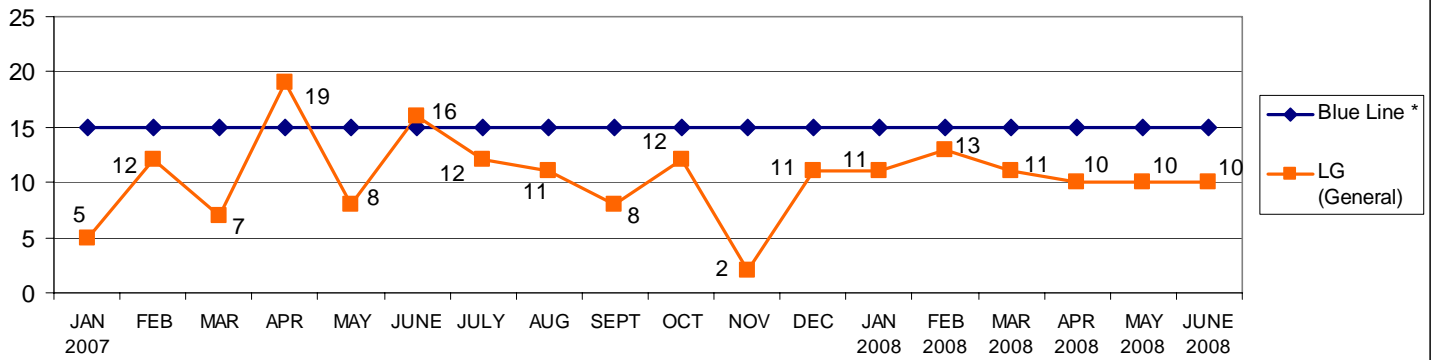
CATEGORIES		BACKLOG REPORT AS OF:											
		1/31/08	2/28/08	3/31/08	4/30/08	5/31/08	6/30/08	7/31/08	8/31/08	9/30/08	10/31/08	11/30/08	12/31/08
Backlogged Applications (number of applications with late reviews)	Appl. Review	4	5	1	2	3	0						
	Monitoring Rpts.												
	Forest Practice												
	<b>Total Backlog</b>	<b>4</b>	<b>5</b>	<b>1</b>	<b>2</b>	<b>3</b>	<b>0</b>						
<b>Activity For Prior Month</b>													
Number of Monitoring Reviews by Third Party		3	0	0	0	0	0						
Dollars Expended for Third Party*		\$2,663	0	0	0	0	0						
Number of Reviews by Other Means (assistance from other departments or sections)		0	0	0	0	0	0						
Dollars Expended for Other Means*		0	0	0	0	0	0						
Number of Backlog Reviews by Staff # of Reviewers 7.5 Biol, 2 FP (performed during regular work day)		0	4	5	1	2	2						
Number of Non-Contract Overtime Reviews by Staff		0	0	0	0	0	0						
Number of Reviews by Extra Hire # of Reviewers N/A (performed during regular work day)		0	0	0	0	0	0						
Dollars Expended for Extra Hire*		0	0	0	0	0	0						
Notes: * Using Council Allocation													
<b>Expedited Reviews</b>													
Number Done Overtime Contract		<b>4</b>	<b>1</b>	<b>1</b>	<b>2</b>	<b>0</b>	<b>0</b>						

Scorecard 6-30-08.doc

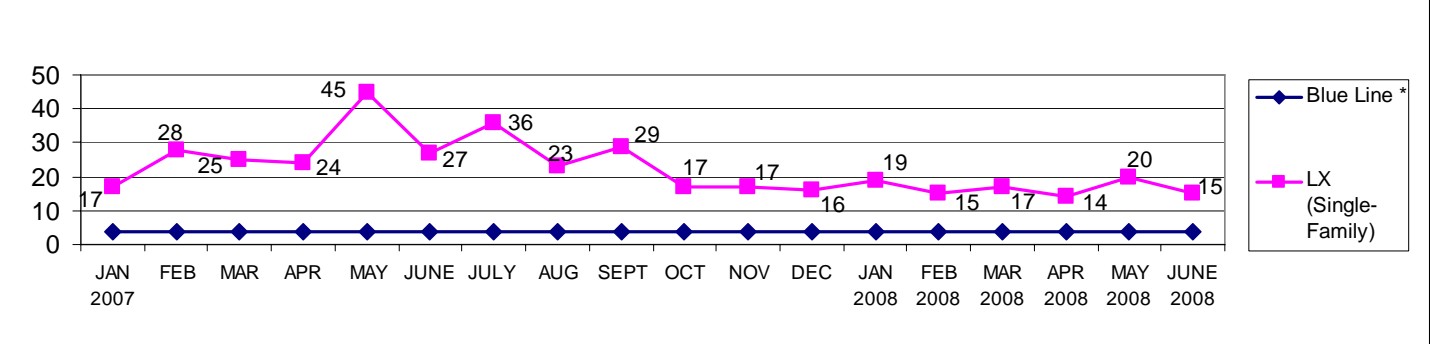
### Fish and Wildlife Applications



### General Applications



### Single-Family Applications



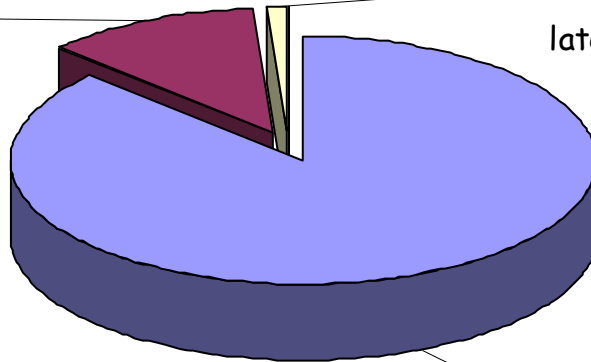
\* Blue Line = Number of applications that staff can process within review timelines (i.e. not go into backlog).

## Resource Mgt Performance Review June 2008

Reviewed less than a week late 11.95% - (11)

Reviewed more than a week late 1.08% - (1)

**Backlog on June 30 was ZERO**



On Time Reviews 86.95% - (80)

Resource Management - June 2008			
	Due	On Time	Late
60 Days	40	32	8
30 Days	34	34	0
14 Days	18	14	4
Total	92	80	12

### Efficiency Calculations - Resource Mgt. / March 2007 - June 2008

