

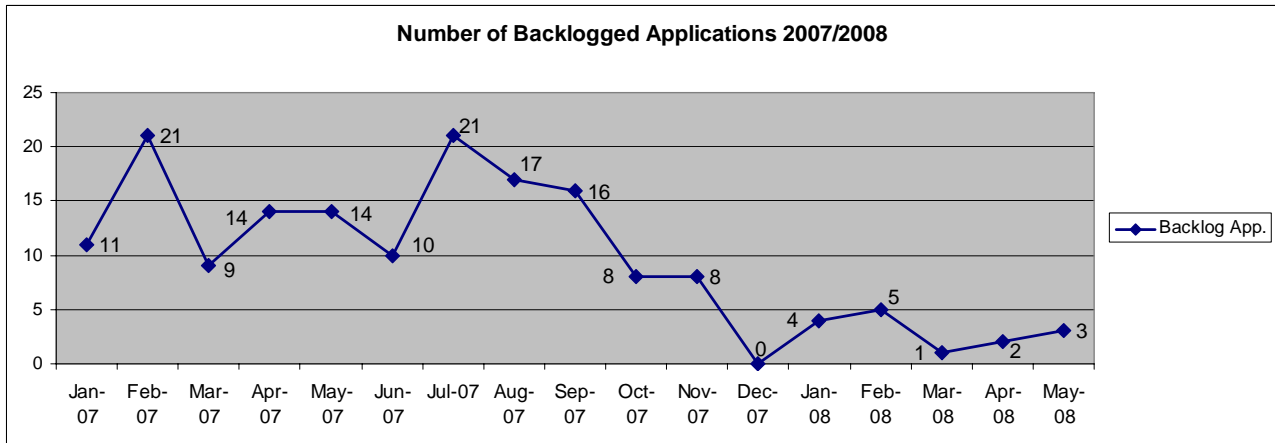


# Project Fast Forward

SCORECARD REPORT FOR RESOURCE MANAGEMENT

MAY 30, 2008

## Backlog Monitoring Report for Resource Management



### Details

**Supervisory Comments:** When combined, the Resource Management on-time reviews plus their less-than-a-week-late reviews equals **88.77%**. Our application numbers were equal to or in excess of those for April.

During this review time period, four biologists were at a two-day class. This class was very inexpensive and provided a rare opportunity for the biologists to receive training in soils science. In addition to these eight days of “absence” we also had 9.5 days of absence due to illness, vacation and court appearances.

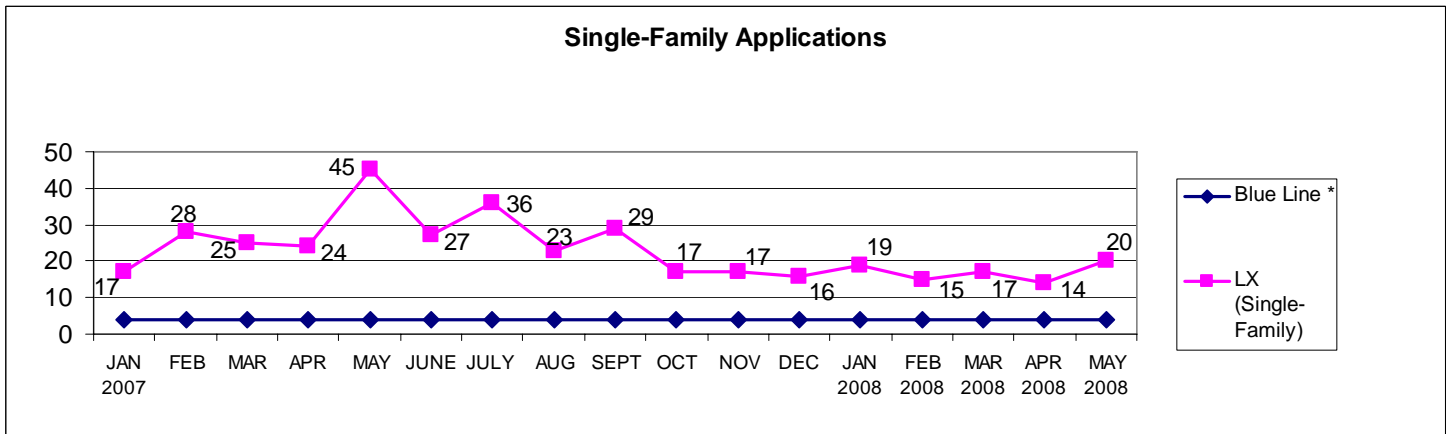
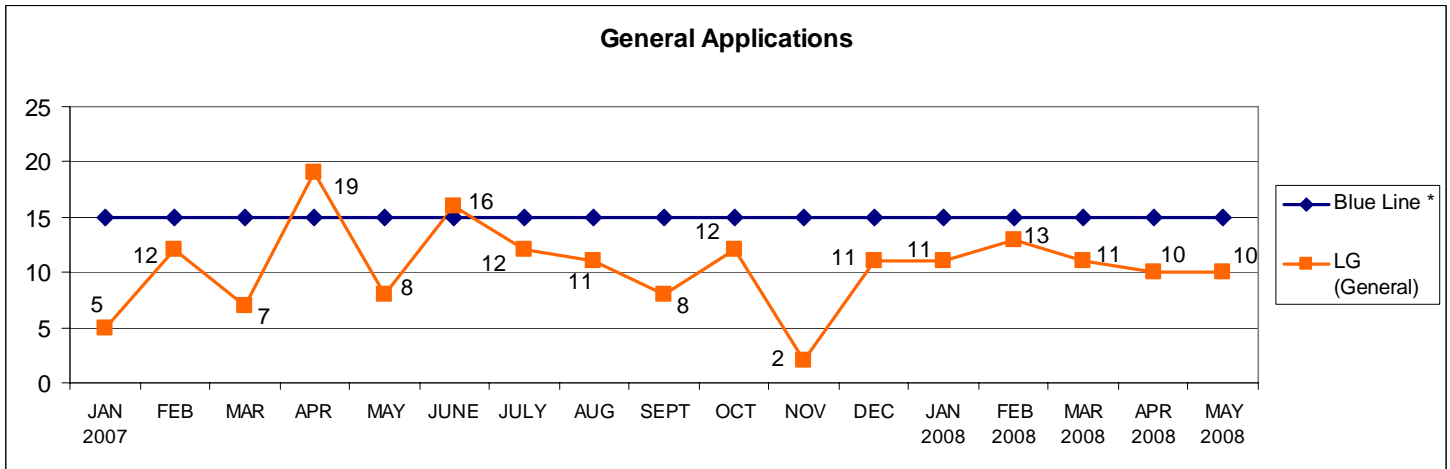
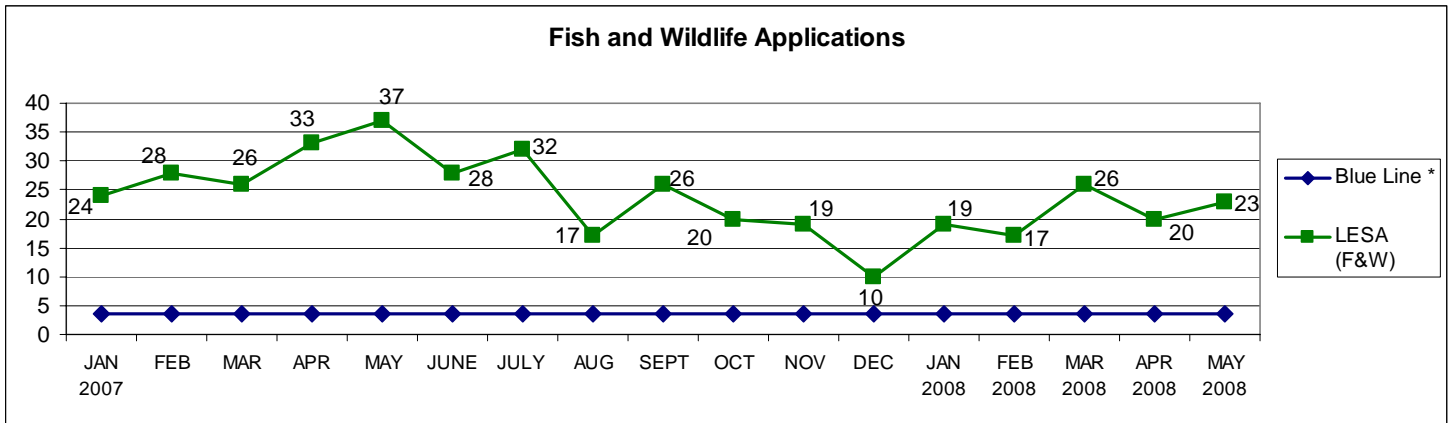
**Overtime:** The biologists used zero hours of overtime in the month of May for backlog.

**Efficiency Calculation:**

- 98 Applications due in May
- 74 Applications on time
- 24 Applications late (3 are Backlog)
- 75.51% Efficiency**

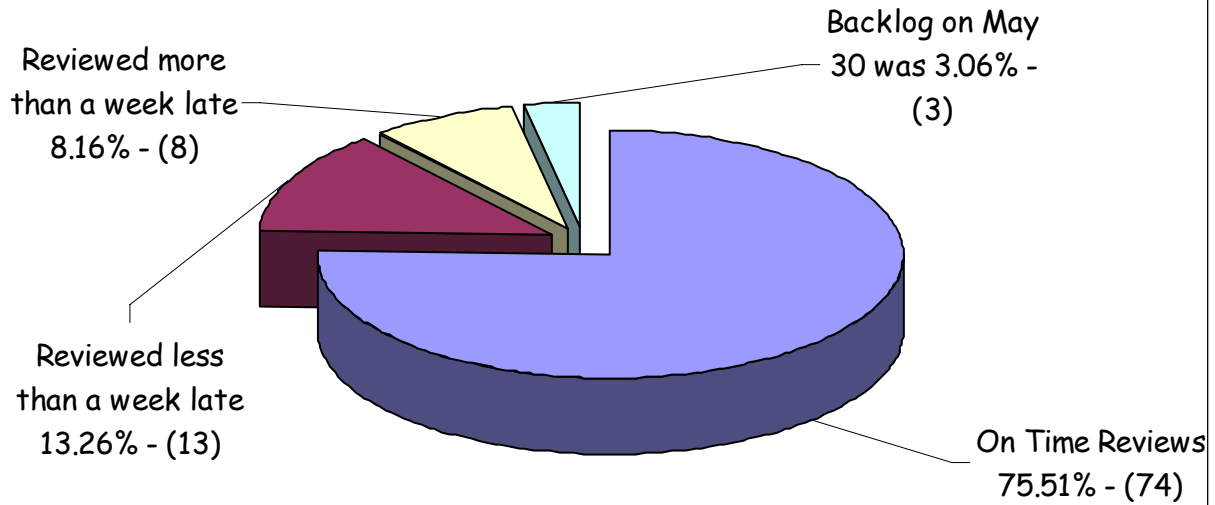
CATEGORIES		BACKLOG REPORT AS OF:											
		1/31/08	2/28/08	3/31/08	4/30/08	5/31/08	6/30/08	7/31/08	8/31/08	9/30/08	10/31/08	11/30/08	12/31/08
Backlogged Applications (number of applications with late reviews)	Appl. Review	4	5	1	2	3							
	Monitoring Rpts.												
	Forest Practice												
	<b>Total Backlog</b>	<b>4</b>	<b>5</b>	<b>1</b>	<b>2</b>	<b>3</b>							
<b>Activity For Prior Month</b>													
Number of Monitoring Reviews by Third Party		3	0	0	0	0							
Dollars Expended for Third Party*		\$2,663	0	0	0	0							
Number of Reviews by Other Means (assistance from other departments or sections)		0	0	0	0	0							
Dollars Expended for Other Means*		0	0	0	0	0							
Number of Backlog Reviews by Staff # of Reviewers 7.5 Biol, 2 FP (performed during regular work day)		0	4	5	1	2							
Number of Non-Contract Overtime Reviews by Staff		0	0	0	0	0							
Number of Reviews by Extra Hire # of Reviewers N/A (performed during regular work day)		0	0	0	0	0							
Dollars Expended for Extra Hire*		0	0	0	0	0							
Notes: * Using Council Allocation													
<b>Expedited Reviews</b>													
Number Done Overtime Contract		<b>4</b>	<b>1</b>	<b>1</b>	<b>2</b>	<b>0</b>							

Scorecard 5-30-08.doc



\* Blue Line = Number of applications that staff can process within review timelines (i.e. not go into backlog).

## Resource Mgt Performance Review May 2008



Resource Management - May 2008			
	Due	On Time	Late
60 Days	47	35	12
30 Days	28	22	6
14 Days	23	17	6
Total	98	74	24

### Efficiency Calculations - Resource Mgt. / March 2007 - May 2008

