

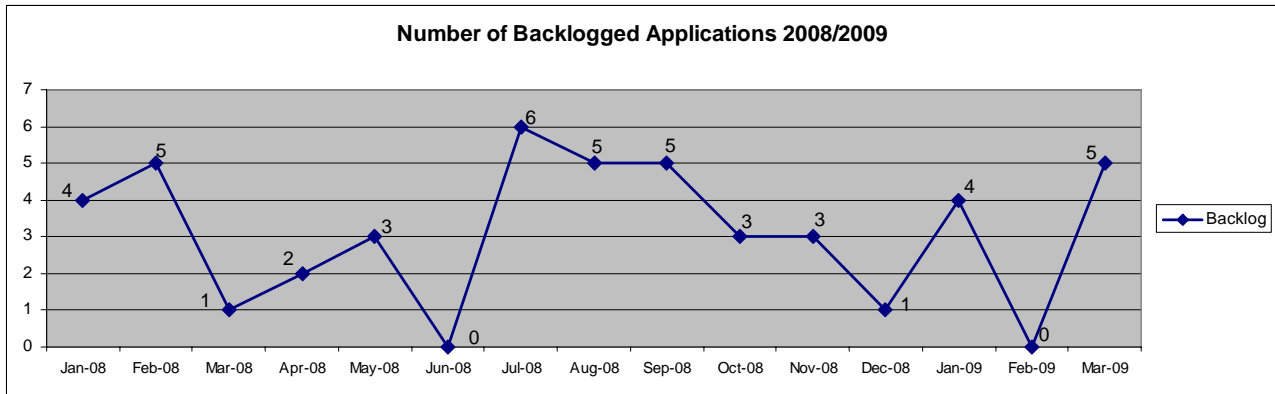


Project Fast Forward

SCORECARD REPORT FOR RESOURCE MANAGEMENT

MARCH 31, 2009

Backlog Monitoring Report for Resource Management



Details

Supervisory Comments: Resource Management reviews were on time or less than one week late **92.59%** of the time. In fact, in most of those cases, the reviews were only three or four days late. We had five applications that became backlog in March. Our lower efficiency can be attributed to higher than normal absences during March due to illnesses.

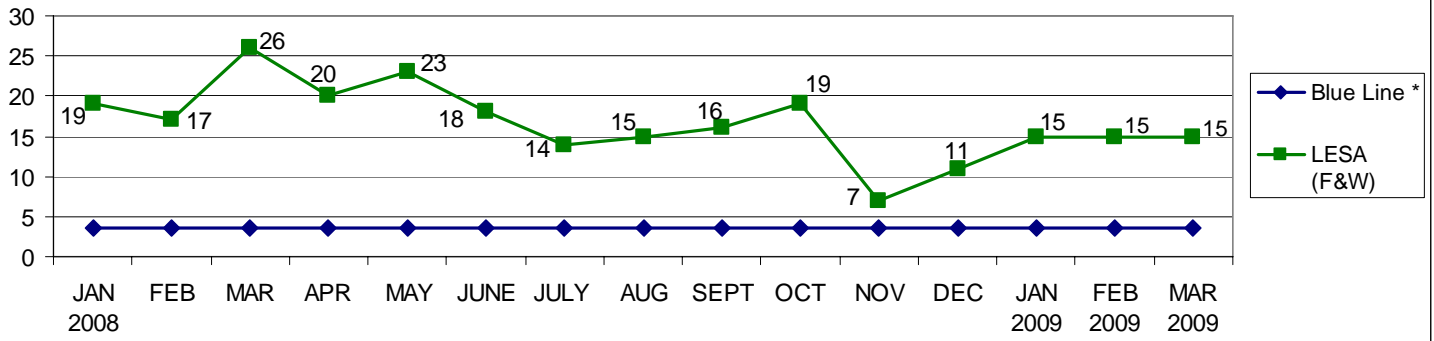
Efficiency Calculation:

- 81 Applications due in March
- 65 Applications on time
- 16 Applications late (5 of which are Backlog)

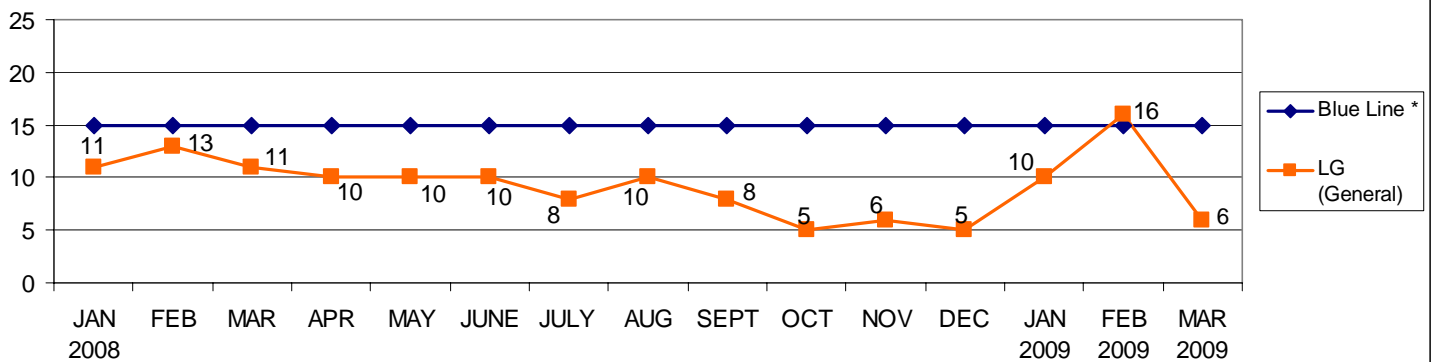
80.24% Efficiency

CATEGORIES		BACKLOG REPORT AS OF:											
		1/31/09	2/28/09	3/31/09	4/30/09	5/31/09	6/30/09	7/31/09	8/31/09	9/30/09	10/31/09	11/30/09	12/31/09
Backlogged Applications (number of applications with late reviews)	Appl. Review	4	0	0									
	Monitoring Rpts.	0	0	0									
	Forest Practice	0	0	0									
	Total Backlog	4	0	5									
Activity For Prior Month													
Number of Monitoring Reviews by Third Party		0	0	0	0	0	0	0	0	0	0	0	0
Dollars Expended for Third Party*		0	0	0	0	0	0	0	0	0	0	0	0
Number of Reviews by Other Means (assistance from other departments or sections)		0	0	0	0	0	0	0	0	0	0	0	0
Dollars Expended for Other Means*		0	0	0	0	0	0	0	0	0	0	0	0
Number of Backlog Reviews by Staff # of Reviewers 5 Biologists (performed during regular work day)		1	4	0	0	0	0	0	0	0	0	0	0
Number of Non-Contract Overtime Reviews by Staff		0	0	0	0	0	0	0	0	0	0	0	0
Number of Reviews by Extra Hire # of Reviewers N/A (performed during regular work day)		0	0	0	0	0	0	0	0	0	0	0	0
Dollars Expended for Extra Hire*		0	0	0	0	0	0	0	0	0	0	0	0
Notes: * Using Council Allocation													
Expedited Reviews													
Number Done Overtime Contract		0	1	0	0	0	0	0	0	0	0	0	0

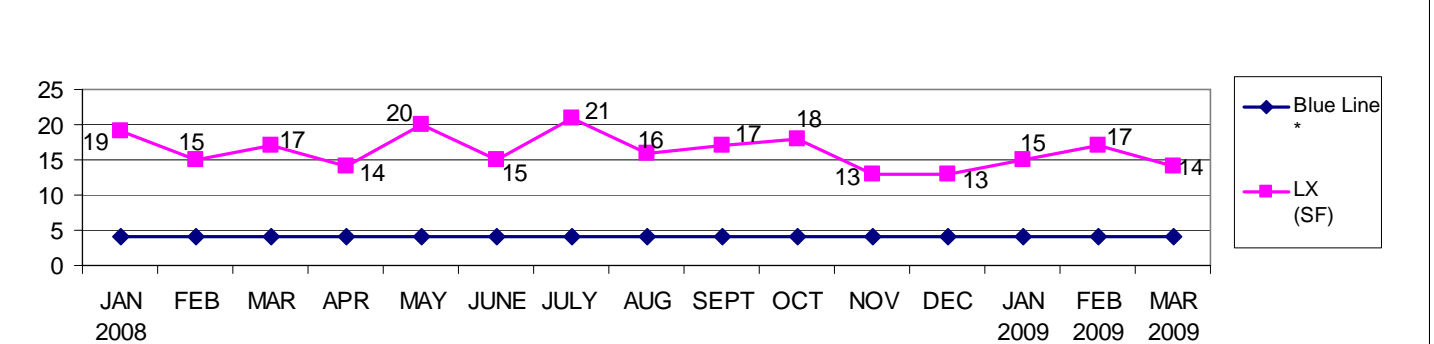
Fish and Wildlife Applications



General Applications

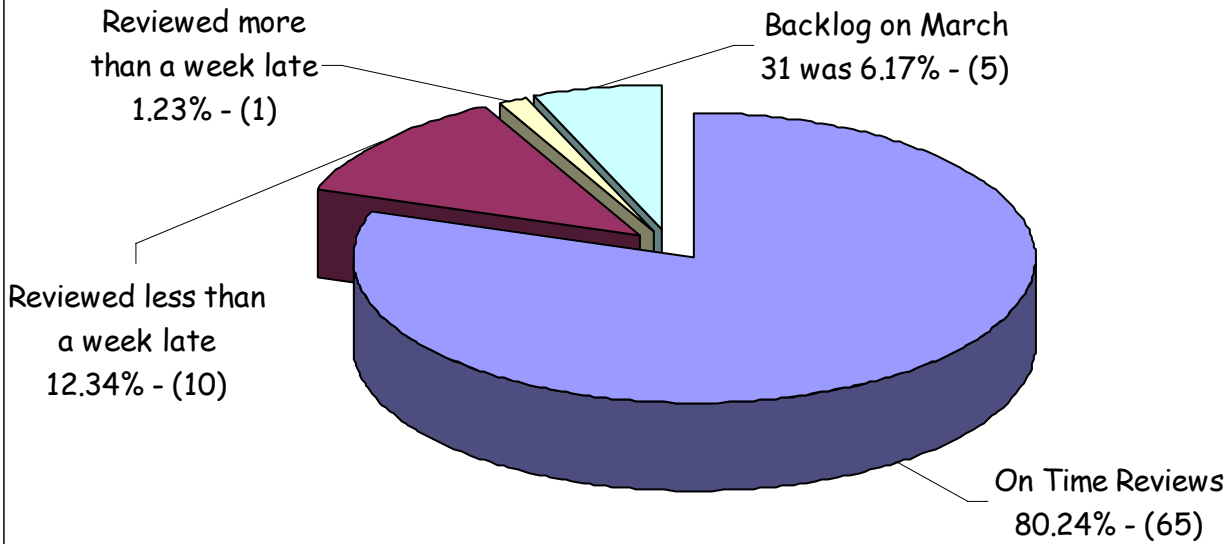


Single-Family Applications



* Blue Line = Number of applications that staff can process within review timelines (i.e. not go into backlog).

Resource Mgt Performance Review March 2009



Resource Management - March 2009			
	Due	On Time	Late
60 Days	52	41	11
30 Days	14	13	1
14 Days	15	11	4
Total	81	65	16

Efficiency Calculations - Resource Mgt. / January 2008 - March 2009

