

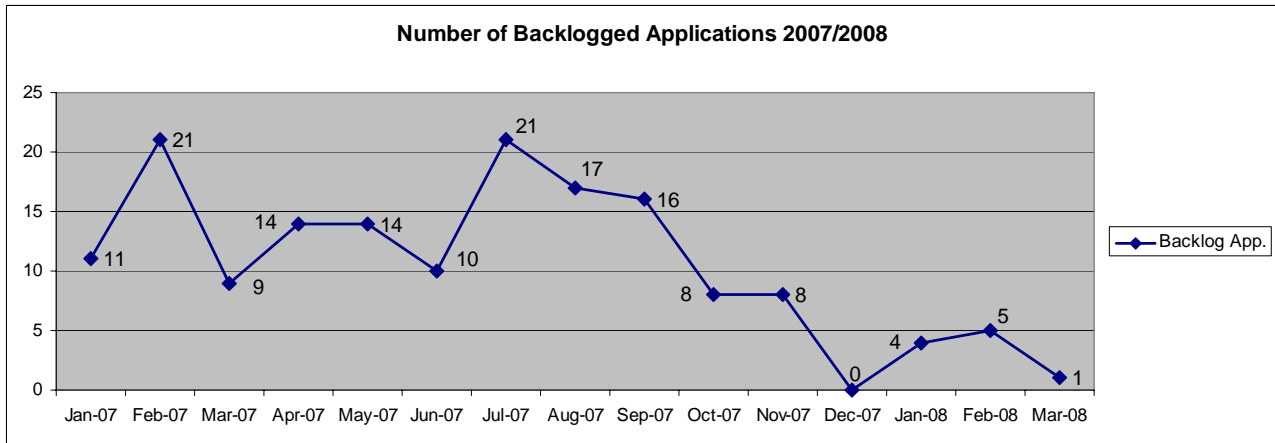


Project Fast Forward

SCORECARD REPORT FOR RESOURCE MANAGEMENT

MARCH 31, 2008

Backlog Monitoring Report for Resource Management



Details

Supervisory Comments: When combined, the Resource Management on-time reviews plus their less-than-a-week-late reviews equals **98.16%**.

Overtime: The biologists used zero hours of overtime in the month of March for backlog.

Efficiency Calculation:

- 109 Applications due in March
- 89 Applications on time
- 20 Applications late
- 1 Application Backlog

81.65% Efficiency

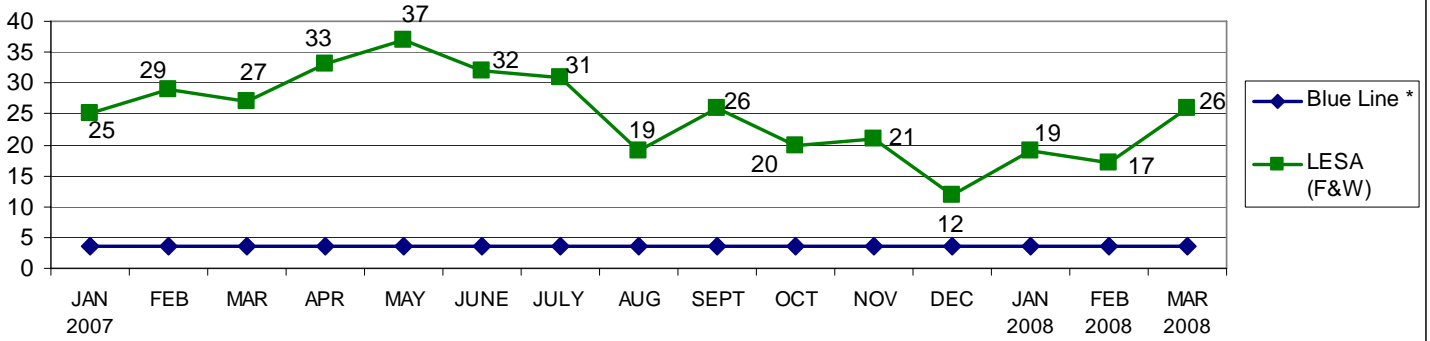
Fund Allocation

	March	YTD
Consultants	\$0	\$
Overtime	\$0	\$
Extra Hire	\$0	\$
Total	\$0	\$

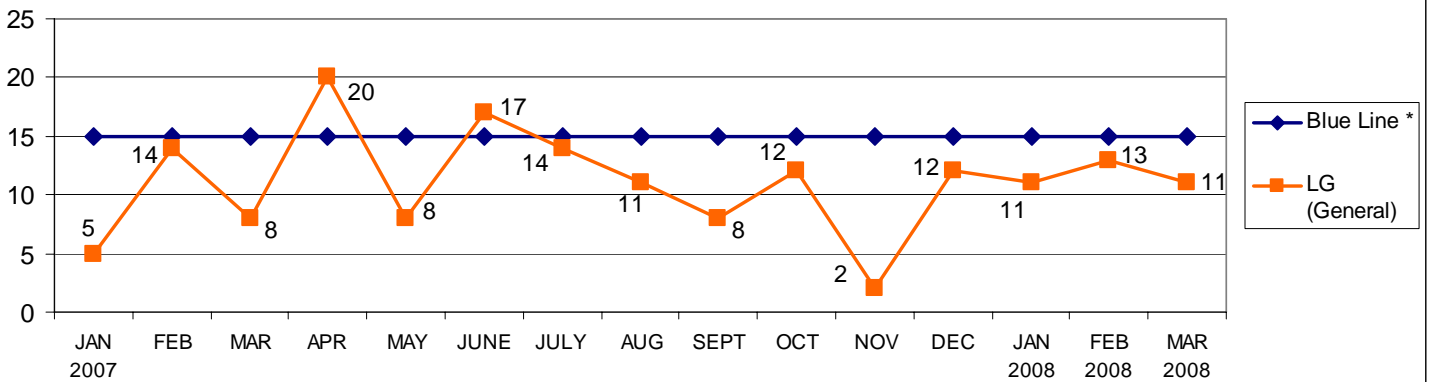
CATEGORIES		BACKLOG REPORT AS OF:											
		1/31/08	2/28/08	3/31/08	4/30/08	5/31/08	6/30/08	7/31/08	8/31/08	9/30/08	10/31/08	11/30/08	12/31/08
Backlogged Applications (number of applications with late reviews)	Appl. Review	4	5	1									
	Monitoring Rpts.												
	Forest Practice												
	Total Backlog	4	5	1									
Activity For Prior Month													
Number of Monitoring Reviews by Third Party		3	0	0									
Dollars Expended for Third Party*		\$2,663	0	0									
Number of Reviews by Other Means (assistance from other departments or sections)		0	0	0									
Dollars Expended for Other Means*		0	0	0									
Number of Backlog Reviews by Staff # of Reviewers 7.5 Biol, 2 FP (performed during regular work day)		0	4	5									
Number of Non-Contract Overtime Reviews by Staff		0	0	0									
Number of Reviews by Extra Hire # of Reviewers N/A (performed during regular work day)		0	0	0									
Dollars Expended for Extra Hire*		0	0	0									
Notes: * Using Council Allocation													
Expedited Reviews													
Number Done Overtime Contract		4	1	1									

Scorecard 3-31-08.doc

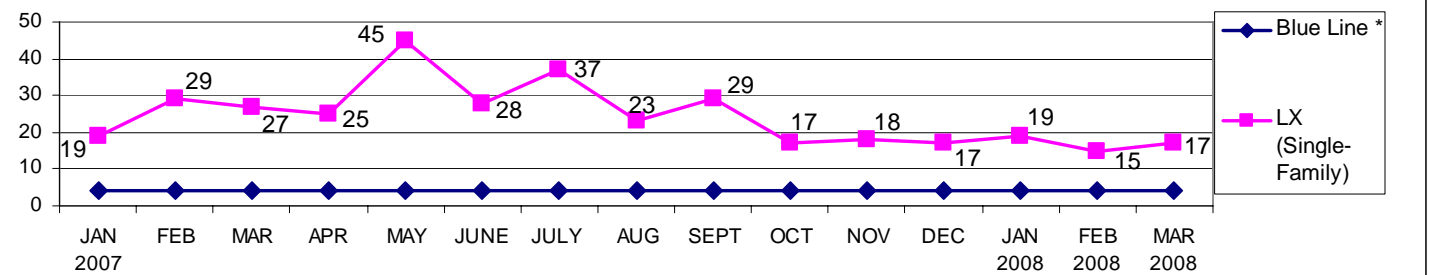
Fish and Wildlife Applications



General Applications

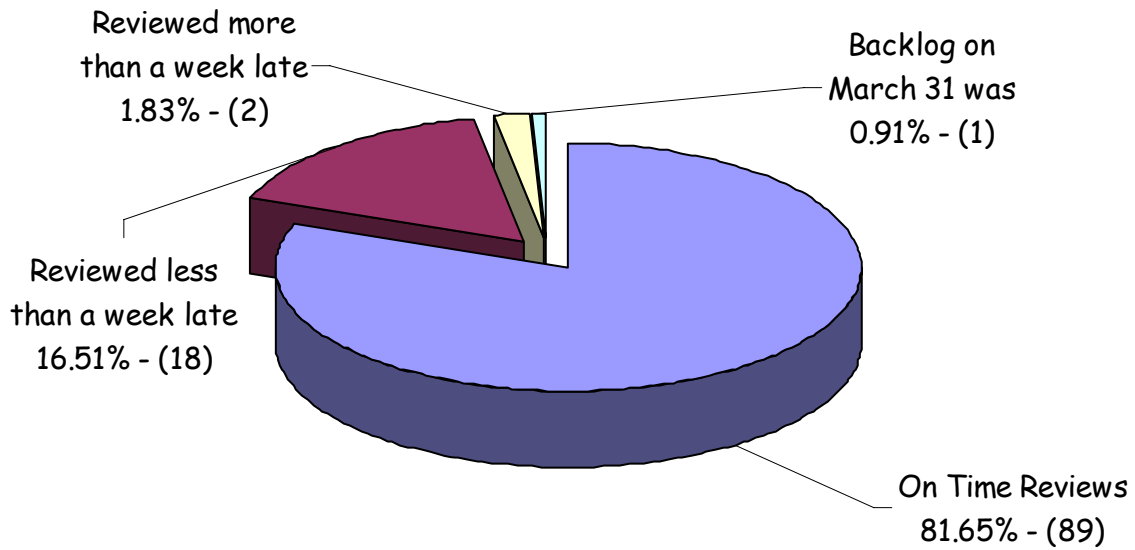


Single-Family Applications



* Blue Line = Number of applications that staff can process within review timelines (i.e. not go into backlog).

Resource Mgt Performance Review March 2008



Resource Management – March 2008			
	Due	On Time	Late
60 Days	45	31	14
30 Days	37	36	1
14 Days	27	22	5
Total	109	89	20

Efficiency Calculations - Resource Mgt. / March 2007 - March 2008

