

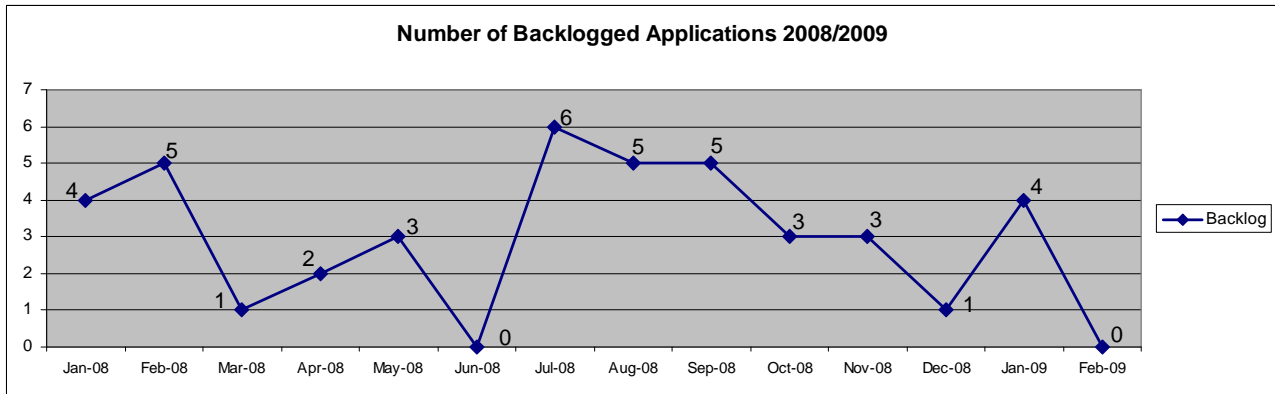


# Project Fast Forward

SCORECARD REPORT FOR RESOURCE MANAGEMENT

FEBRUARY 28, 2009

## Backlog Monitoring Report for Resource Management



### Details

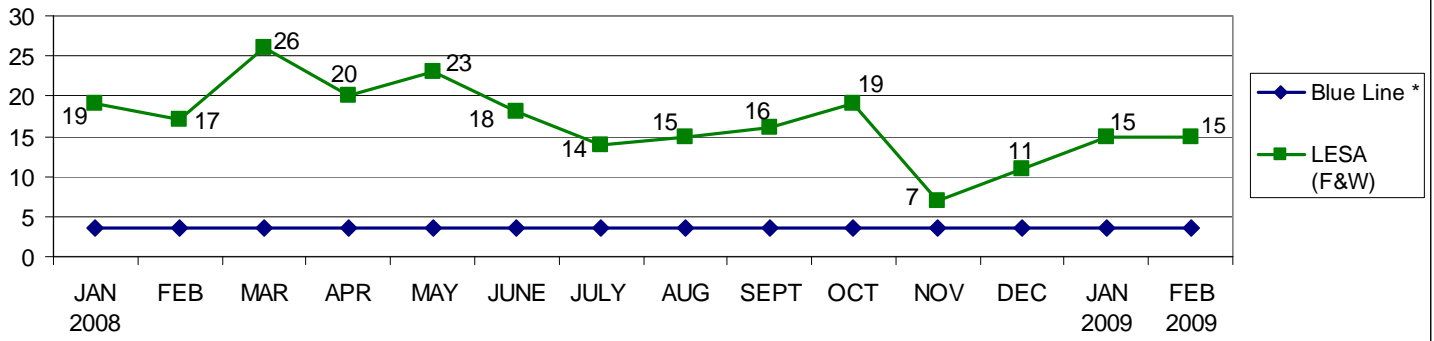
**Supervisory Comments:** Resource Management reviews were all on time except two applications resulting in an efficiency rate of **95.45%**. This was our best ever efficiency, and we had zero backlog.

**Efficiency Calculation:**

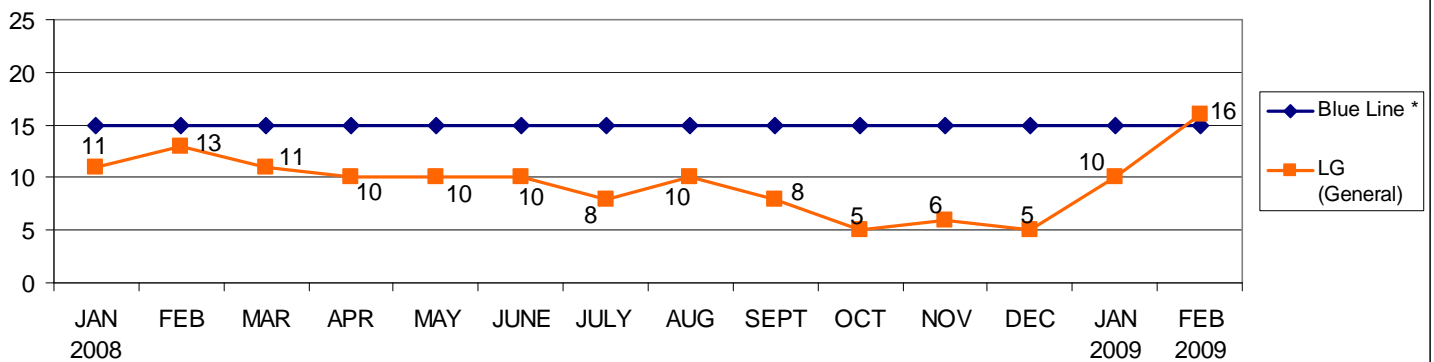
- 44 Applications due in February
- 42 Applications on time
- 2 Applications late
- 95.45% Efficiency**

CATEGORIES		BACKLOG REPORT AS OF:											
		1/31/09	2/28/09	3/31/09	4/30/09	5/31/09	6/30/09	7/31/09	8/31/09	9/30/09	10/31/09	11/30/09	12/31/09
Backlogged Applications (number of applications with late reviews)	Appl. Review	4	0										
	Monitoring Rpts.	0	0										
	Forest Practice	0	0										
	<b>Total Backlog</b>	<b>4</b>	<b>0</b>										
<b>Activity For Prior Month</b>													
Number of Monitoring Reviews by Third Party		0	0	0	0	0	0	0	0	0	0	0	0
Dollars Expended for Third Party*		0	0	0	0	0	0	0	0	0	0	0	0
Number of Reviews by Other Means (assistance from other departments or sections)		0	0	0	0	0	0	0	0	0	0	0	0
Dollars Expended for Other Means*		0	0	0	0	0	0	0	0	0	0	0	0
Number of Backlog Reviews by Staff # of Reviewers 5 Biologists (performed during regular work day)		1	4	0	0	0	0	0	0	0	0	0	0
Number of Non-Contract Overtime Reviews by Staff		0	0	0	0	0	0	0	0	0	0	0	0
Number of Reviews by Extra Hire # of Reviewers N/A (performed during regular work day)		0	0	0	0	0	0	0	0	0	0	0	0
Dollars Expended for Extra Hire*		0	0	0	0	0	0	0	0	0	0	0	0
Notes: * Using Council Allocation													
Expedited Reviews													
Number Done Overtime Contract		0	1	0	0	0	0	0	0	0	0	0	0

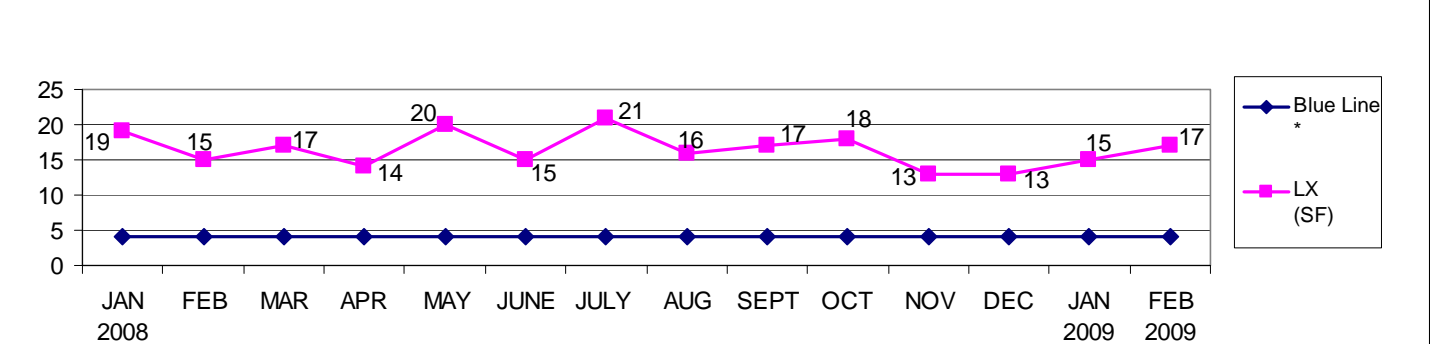
### Fish and Wildlife Applications



### General Applications

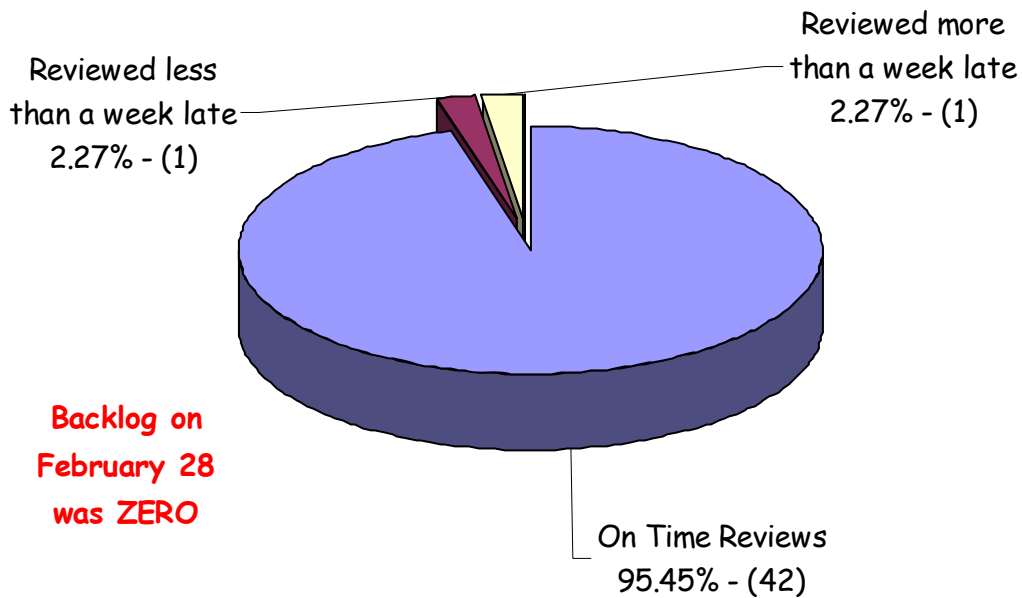


### Single-Family Applications



\* Blue Line = Number of applications that staff can process within review timelines (i.e. not go into backlog).

### Resource Mgt Performance Review February 2009



Resource Management - February 2009			
	Due	On Time	Late
60 Days	19	18	1
30 Days	20	20	0
14 Days	5	4	1
Total	44	42	2

### Efficiency Calculations - Resource Mgt. / January 2008 - February 2009

