

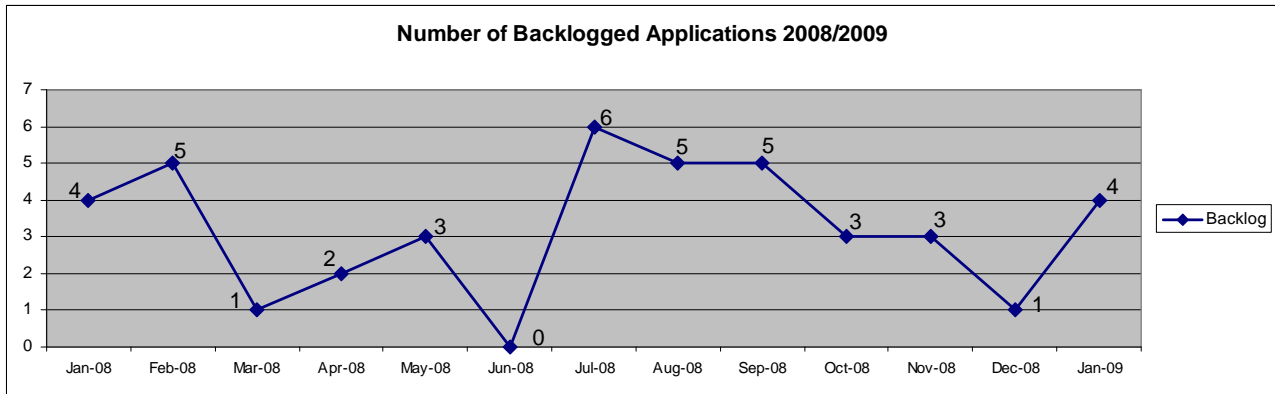


Project Fast Forward

SCORECARD REPORT FOR RESOURCE MANAGEMENT

JANUARY 31, 2009

Backlog Monitoring Report for Resource Management



Details

Supervisory Comments: Resource Management reviews were on time or less than one week late **88.46%** of the time. In fact, in most of those cases, the reviews were only one or two days late. We had four applications that became backlog in January. Our low efficiency can be attributed to higher than normal absences during January due to illnesses.

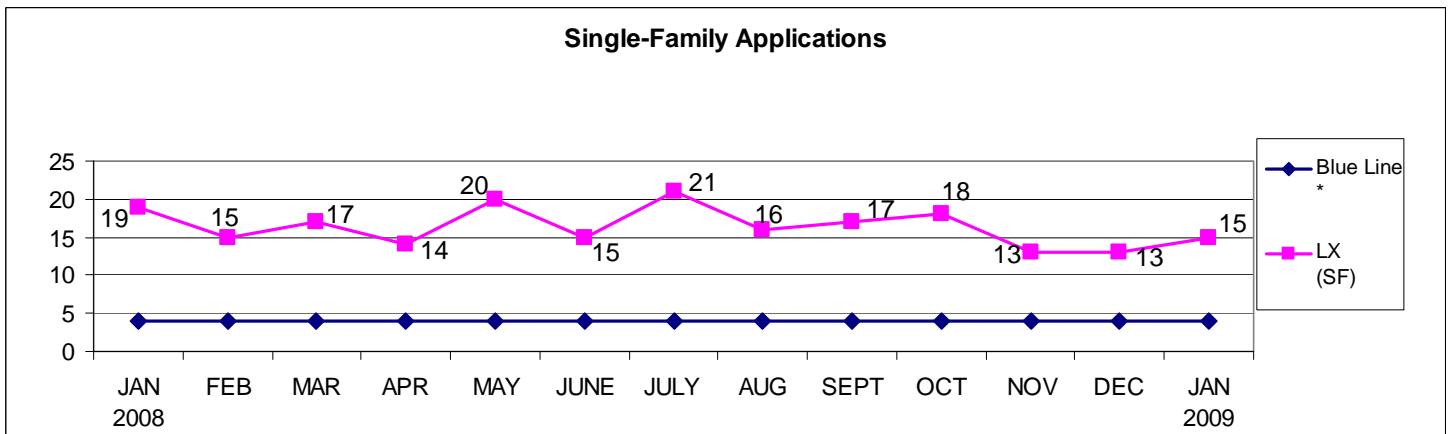
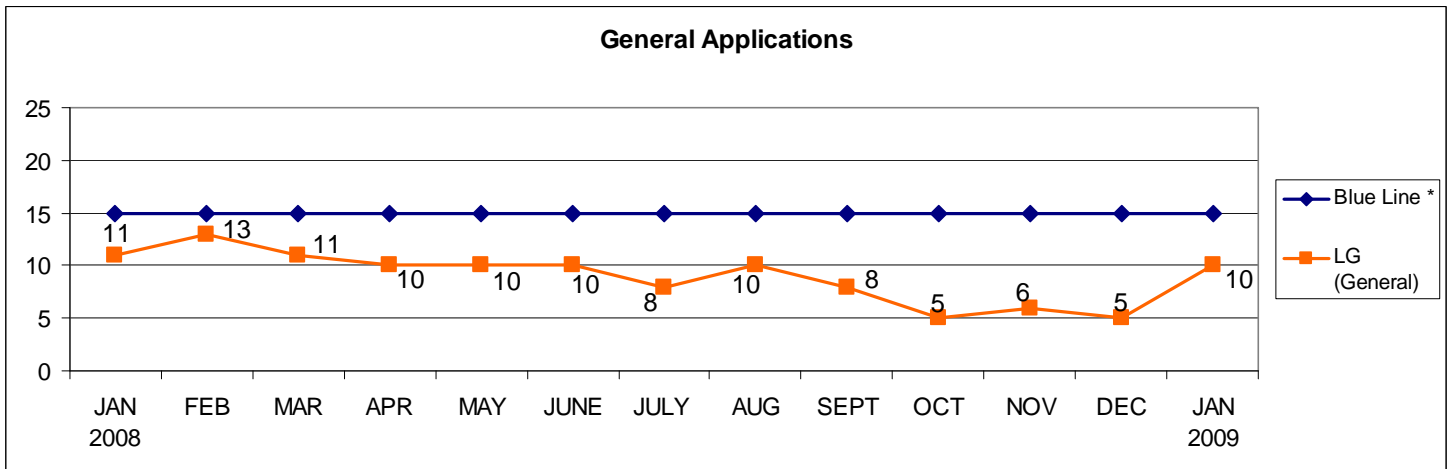
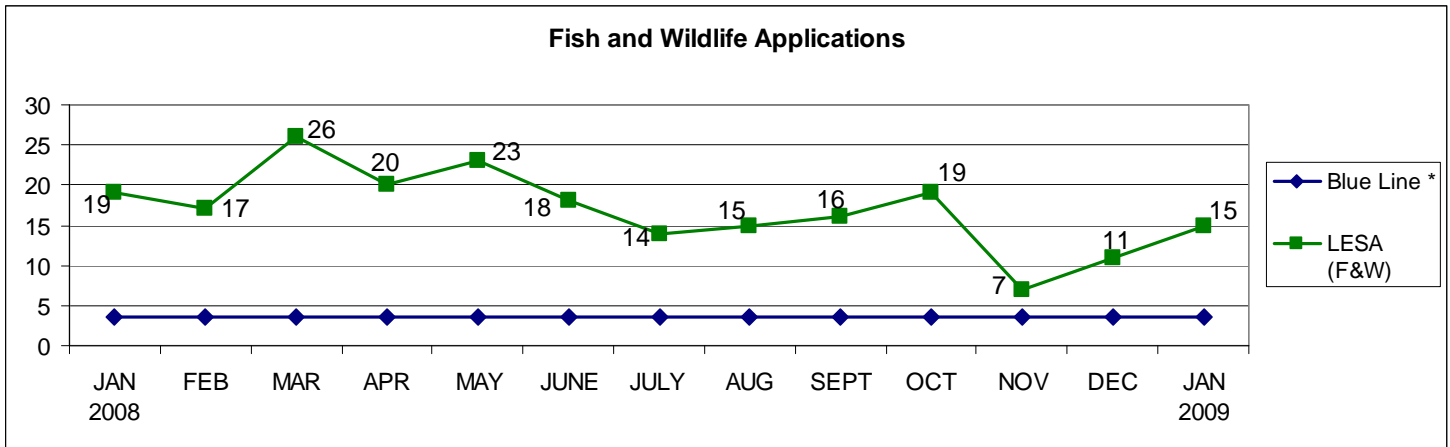
Efficiency Calculation:

- 52 Applications due in January
- 40 Applications on time
- 12 Applications late (4 of which are Backlog)

76.92% Efficiency

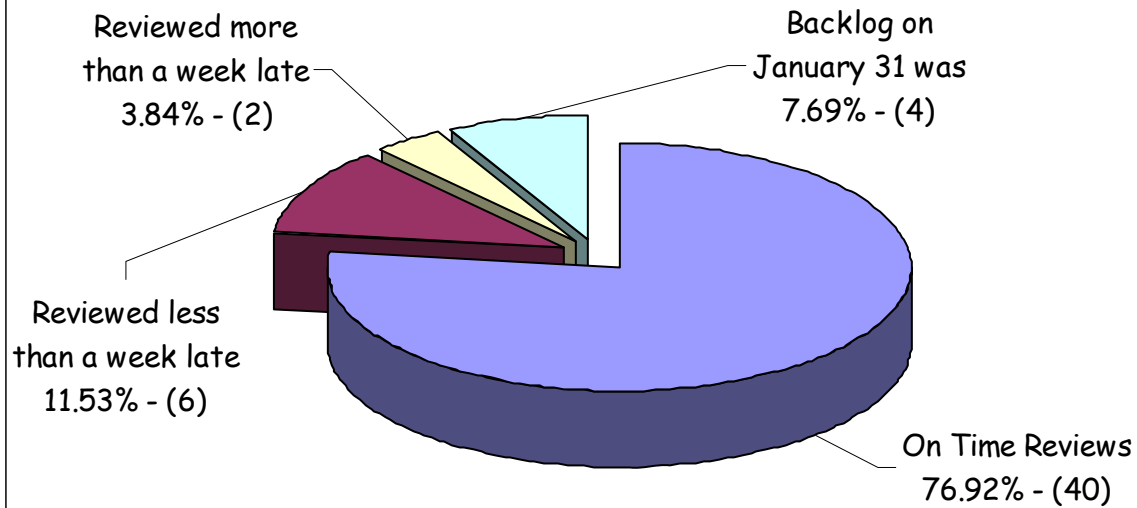
CATEGORIES		BACKLOG REPORT AS OF:											
		1/31/09	2/28/09	3/31/09	4/30/09	5/31/09	6/30/09	7/31/09	8/31/09	9/30/09	10/31/09	11/30/09	12/31/09
Backlogged Applications (number of applications with late reviews)	Appl. Review	4											
	Monitoring Rpts.	0											
	Forest Practice	0											
	Total Backlog	4											
Activity For Prior Month													
Number of Monitoring Reviews by Third Party		0	0	0	0	0	0	0	0	0	0	0	0
Dollars Expended for Third Party*		0	0	0	0	0	0	0	0	0	0	0	0
Number of Reviews by Other Means (assistance from other departments or sections)		0	0	0	0	0	0	0	0	0	0	0	0
Dollars Expended for Other Means*		0	0	0	0	0	0	0	0	0	0	0	0
Number of Backlog Reviews by Staff # of Reviewers 5 Biologists (performed during regular work day)		0	0	0	0	0	0	0	0	0	0	0	0
Number of Non-Contract Overtime Reviews by Staff		0	0	0	0	0	0	0	0	0	0	0	0
Number of Reviews by Extra Hire # of Reviewers N/A (performed during regular work day)		0	0	0	0	0	0	0	0	0	0	0	0
Dollars Expended for Extra Hire*		0	0	0	0	0	0	0	0	0	0	0	0
Notes: * Using Council Allocation													
Expedited Reviews													
Number Done Overtime Contract		0	0	0	0	0	0	0	0	0	0	0	0

Scorecard 1-31-09.doc



* Blue Line = Number of applications that staff can process within review timelines (i.e. not go into backlog).

Resource Mgt Performance Review January 2009



Resource Management - January 2009			
	Due	On Time	Late
60 Days	26	17	9
30 Days	15	15	0
14 Days	11	8	3
Total	52	40	12

Efficiency Calculations - Resource Mgt. / January 2008 - January 2009

